





District Health Assessment for Multiple District 101 through August 2025

|  | | Clubs | | | | | | | Membership | | | | | | | Member Strength | | Cancellation | | Reports | | | Finance | Leadership | | | |
|--|---|--------------|---------------------|-------------|--|-----------|-----------------|------------------------|---------------------------------|-------------------------------------|-----------------------------|---------|----------|--|---|----------------------------|-------------------------------|--------------------------------------|----------------------------|-------------------------------------|------------------------------|----------------------|----------------------------------|----------------------------------|--------------------------------|----------------------------------|--------------------------------|
| District Name | Status/ Number of Months in Status * | Active Clubs | Clubs in Status Quo | Total Clubs | % Status Quo Clubs in Financial Suspension | New Clubs | Cancelled Clubs | YTD Net Club Gain/Loss | Current Members In Active Clubs | Current Members In Status Quo Clubs | Current Total Members Count | YTD Add | YTD Drop | YTD NetGrowth (includes Active and Status Quo) | YTD NetGrowth% (includes Active and Status Quo) | Member Count 12 Months Ago | Average Member Count Per Club | % of Clubs with less than 20 members | Average Cancelled Club Age | Members Lost Due to Cancelled Clubs | % of Clubs Reporting Service | % No MMR in 3 Months | % No Officer Report in 12 months | % of Clubs with balance 90+ days | Number of Zone Chairs Recorded | Number of Region Chairs Recorded | District Officers Vacancies ** |
| 101 M | T(24) | 55 | 0 | 55 | 0% | 0 | 0 | 0 | 1007 | 0 | 1007 | 8 | 6 | 2 | 0.20% | 980 | 18 | 65% | 0 | 0 | 4% | 45% | 0% | 0% | 9 | 0 | |
| 101 N | T(24) | 34 | 0 | 34 | 0% | 0 | 0 | 0 | 709 | 0 | 709 | 4 | 13 | -9 | -1.25% | 758 | 21 | 56% | 0 | 0 | 3% | 32% | 9% | 0% | 4 | 0 | 2nd VDG |
| 101 O | T(24) | 51 | 0 | 51 | 0% | 0 | 1 | -1 | 1111 | 0 | 1111 | 8 | 9 | -1 | -0.09% | 1,174 | 22 | 45% | 71 | 0 | 4% | 24% | 0% | 2% | 6 | 0 | |
| 101 S | | 80 | 0 | 80 | 0% | 0 | 0 | 0 | 2106 | 0 | 2106 | 8 | 13 | -5 | -0.24% | 2,107 | 26 | 31% | 0 | 0 | 0% | 26% | 1% | 0% | 6 | 0 | 2nd VDG |
| 101 V | | 70 | 0 | 70 | 0% | 0 | 1 | -1 | 1605 | 0 | 1605 | 12 | 14 | -2 | -0.12% | 1,656 | 23 | 43% | 57 | 0 | 1% | 29% | 0% | 0% | 9 | 0 | 2nd VDG |
| | | 290 | 0 | 290 | 0% | 0 | 2 | -2 | 6538 | 0 | 6538 | 40 | 55 | -15 | -0.23% | 6,675 | 23 | 46% | 64 | 0 | 2% | 31% | 1% | 0% | 34 | 0 | |




District Health Assessment for Multiple District 104 through August 2025

|  | | Clubs | | | | | | | Membership | | | | | | | Member Strength | | Cancellation | | Reports | | | Finance | Leadership | | | |
|--|---|--------------|---------------------|-------------|--|-----------|-----------------|------------------------|---------------------------------|-------------------------------------|-----------------------------|---------|----------|--|---|----------------------------|-------------------------------|--------------------------------------|----------------------------|-------------------------------------|------------------------------|----------------------|----------------------------------|----------------------------------|--------------------------------|----------------------------------|--------------------------------|
| District Name | Status/ Number of Months in Status * | Active Clubs | Clubs in Status Quo | Total Clubs | % Status Quo Clubs in Financial Suspension | New Clubs | Cancelled Clubs | YTD Net Club Gain/Loss | Current Members In Active Clubs | Current Members In Status Quo Clubs | Current Total Members Count | YTD Add | YTD Drop | YTD NetGrowth (includes Active and Status Quo) | YTD NetGrowth% (includes Active and Status Quo) | Member Count 12 Months Ago | Average Member Count Per Club | % of Clubs with less than 20 members | Average Cancelled Club Age | Members Lost Due to Cancelled Clubs | % of Clubs Reporting Service | % No MMR in 3 Months | % No Officer Report in 12 months | % of Clubs with balance 90+ days | Number of Zone Chairs Recorded | Number of Region Chairs Recorded | District Officers Vacancies ** |
| 104 A | T(24) | 45 | 0 | 45 | 0% | 0 | 0 | 0 | 955 | 0 | 955 | 33 | 8 | 25 | 2.69% | 950 | 21 | 44% | 0 | 0 | 11% | 27% | 4% | 2% | 8 | 0 | |
| 104 B | | 62 | 0 | 62 | 0% | 0 | 0 | 0 | 1527 | 0 | 1527 | 12 | 18 | -6 | -0.39% | 1,541 | 25 | 34% | 0 | 0 | 23% | 29% | 0% | 0% | 10 | 0 | GLT |
| 104 C | | 64 | 0 | 64 | 0% | 0 | 0 | 0 | 1380 | 0 | 1380 | 15 | 8 | 7 | 0.51% | 1,389 | 22 | 47% | 0 | 0 | 13% | 52% | 9% | 3% | 10 | 0 | |
| 104 D | | 71 | 0 | 71 | 0% | 0 | 1 | -1 | 1566 | 0 | 1566 | 37 | 38 | -1 | -0.06% | 1,589 | 22 | 44% | 60 | 0 | 13% | 44% | 3% | 1% | 17 | 0 | |
| 104 E | | 77 | 0 | 77 | 0% | 0 | 0 | 0 | 1807 | 0 | 1807 | 7 | 22 | -15 | -0.82% | 1,862 | 23 | 36% | 0 | 0 | 16% | 43% | 1% | 0% | 0 | 0 | |
| | | 319 | 0 | 319 | 0% | 0 | 1 | -1 | 7235 | 0 | 7235 | 104 | 94 | 10 | 0.14% | 7,331 | 23 | 41% | 60 | 0 | 15% | 40% | 3% | 1% | 45 | 0 | |



District Health Assessment for Multiple District 106 through August 2025

|  | | Clubs | | | | | | | Membership | | | | | | | Member Strength | | Cancellation | | Reports | | | Finance | Leadership | | | |
|--|---|--------------|---------------------|-------------|--|-----------|-----------------|------------------------|---------------------------------|-------------------------------------|-----------------------------|---------|----------|--|---|----------------------------|-------------------------------|--------------------------------------|----------------------------|-------------------------------------|------------------------------|----------------------|----------------------------------|----------------------------------|--------------------------------|----------------------------------|--------------------------------|
| District Name | Status/ Number of Months in Status * | Active Clubs | Clubs in Status Quo | Total Clubs | % Status Quo Clubs in Financial Suspension | New Clubs | Cancelled Clubs | YTD Net Club Gain/Loss | Current Members In Active Clubs | Current Members In Status Quo Clubs | Current Total Members Count | YTD Add | YTD Drop | NetGrowth (includes Active and Status Quo) | NetGrowth% (includes Active and Status Quo) | Member Count 12 Months Ago | Average Member Count Per Club | % of Clubs with less than 20 members | Average Cancelled Club Age | Members Lost Due to Cancelled Clubs | % of Clubs Reporting Service | % No MMR in 3 Months | % No Officer Report in 12 months | % of Clubs with balance 90+ days | Number of Zone Chairs Recorded | Number of Region Chairs Recorded | District Officers Vacancies ** |
| 106 A | T(24) | 78 | 0 | 78 | 0% | 0 | 0 | 0 | 1085 | 0 | 1085 | 4 | 12 | -8 | -0.73% | 1,118 | 14 | 79% | 0 | 0 | 1% | 40% | 4% | 0% | 9 | 0 | |
| 106 B | | 107 | 0 | 107 | 0% | 0 | 0 | 0 | 2344 | 0 | 2344 | 20 | 27 | -7 | -0.30% | 2,377 | 22 | 37% | 0 | 0 | 0% | 34% | 5% | 0% | 12 | 0 | |
| 106 C | T(24) | 66 | 0 | 66 | 0% | 0 | 0 | 0 | 1145 | 0 | 1145 | 13 | 22 | -9 | -0.78% | 1,194 | 17 | 61% | 0 | 0 | 2% | 38% | 12% | 0% | 0 | 0 | |
| | | 251 | 0 | 251 | 0% | 0 | 0 | 0 | 4574 | 0 | 4574 | 37 | 61 | -24 | -0.52% | 4,689 | 18 | 57% | 0 | 0 | 1% | 37% | 6% | 0% | 21 | 0 | |

* - District Status: P - Provisional, T - Transitional.
** - District Officers Vacancies: DG - District Governor, 1st VDG - First Vice District Governor, 2nd VDG - Second Vice District Governor.